

INSPIRATION




Georgian terraced house  
Front garden - public-private separation



Street furniture - Corten planters  
Texture and colour accent



Sissinghurst garden, Kent  
Formal garden - textures and planting colour scheme




Urban garden  
Outdoors common area - identity, security & privacy



CONCEPT




1. Boxwood and mixed perennials planter  
Soft public-private edge with additional security purpose; seasonal colour accent



2. Vertical green wall/ trellis with climber  
Feature with privacy/ decorative purpose



3. Corten planter edge  
Sculptural feature complementing the building's architecture



4. Warm coloured block paving  
Visual connection indoors/outdoors; continuity with the street elevation

GROUND FLOOR PLAN LANDSCAPE

NOTES:  
This document and its design content is copyright ©. It shall be read in conjunction with all other associated project information including models, specifications, schedules and related consultants documents. Do not scale from documents. All dimensions to be checked on site. Immediately report any discrepancies, errors or omissions on this document to the Originator. If in doubt ASK.

CONCEPT: The soft and hard landscape design for the scheme aims to compliment the proposed building and to add to the architectural value of the site. We propose geometric, linear shapes which also work as sculptural features.

At the front of the building, a corten steel planter follows the building's outline. In the style of formal gardens, a mix of boxwood and perennials form a soft edge between the proposed construction and the public realm. With an overall height of 1.2m, the proposed edge adds to the security and privacy of the ground floor rooms, while also playing a decorative role.

At ground level, we propose warm coloured paving to match the proposed building's brickwork; the underlining aim is to attain a ground surface which blends in successfully with the site context, and still create a sense of architectural identity for the building.

02	FOR PLANNING	NC	MB	30/01/2019
01	FOR PLANNING	NC	MB	14/12/2018
REV	DESCRIPTION	DRAWN	CHECKED	DATE

**CREATE**  
DESIGN + ARCHITECTURE  
Wigglesworth House 69 Southwark Bridge Road London SE1 9HH  
444 207 021 0287 info@createdesign.org www.createdesign.org

CLIENT: CAPULET PROPERTIES LTD

PROJECT: PANDA HOUSE  
BUILDING: AX  
ADDRESS: E14 7HS

DRAWING NAME: LANDSCAPE

DRAWING SERIES: 0600-0699 EXTERNAL WORKS

CDA REF: 189 SCALE(S): 1:100 ORIGINAL PAPER SIZE: A1

REVISION: 02 REVISION DESCRIPTION:

PROJECT ORIGINATOR VOLUME LEVEL TYPE ROLE CLASS NUMBER

189 - CDA - AX - 00 - DR - A - 05 - 0610