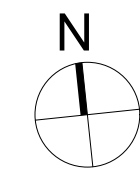
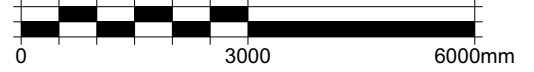
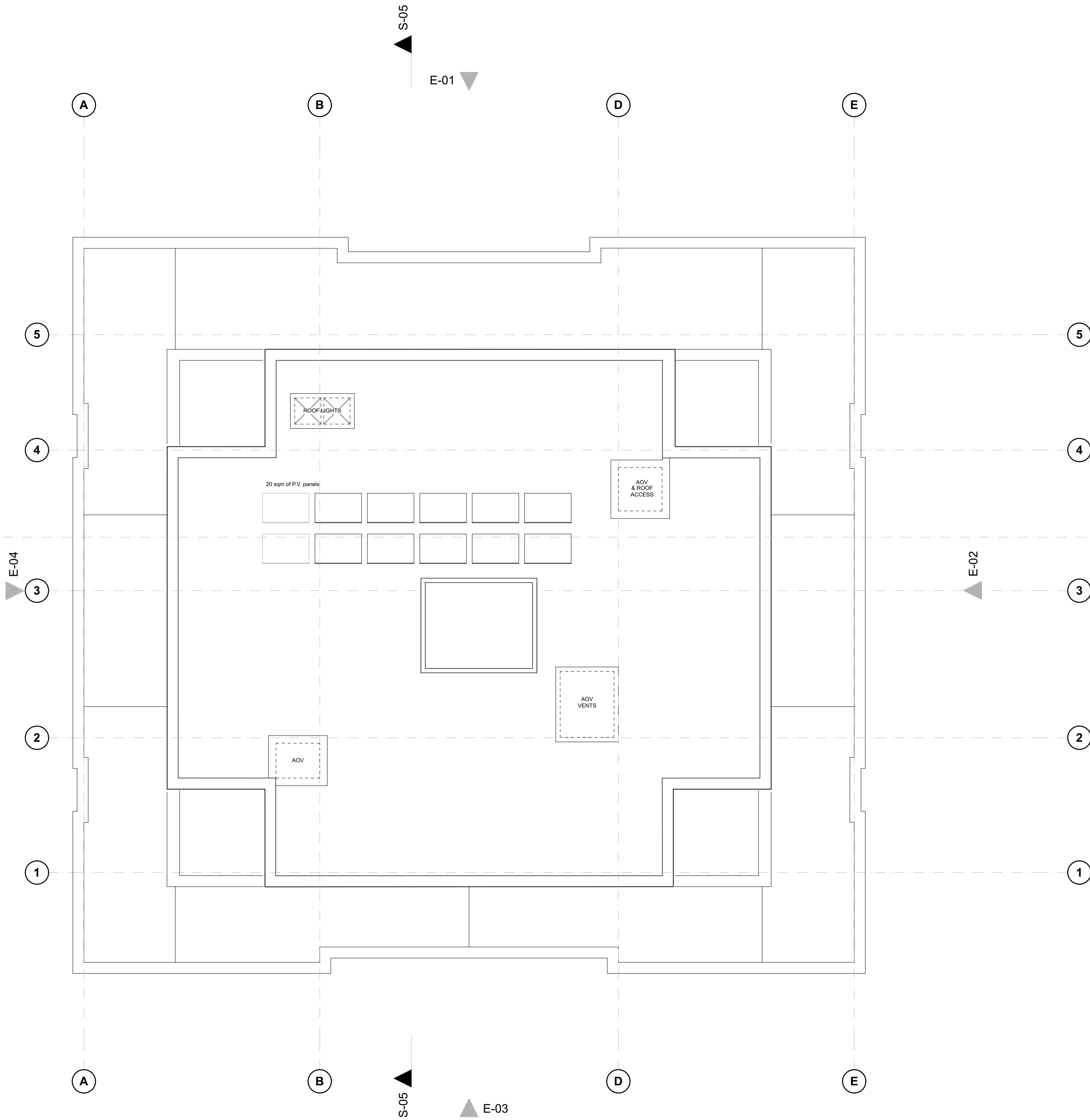


NOTES:
This document and its design content is copyright ©. It shall be read in conjunction with all other associated project information including models, specifications, schedule and related consultants documents. Do not scale from documents. All dimensions to be checked on site. Immediately report any discrepancies, errors or omissions on this document to the Originator. If in doubt ASK.



ROOF PLAN



06	FOR PLANNING	BN	MB	20/09/2019
05	FOR PLANNING	BN	MB	13/09/2019
04	FOR PLANNING	BN	MB	29/08/2019
03	FOR PLANNING	NC	MB	15/03/2019
02	FOR PLANNING	NC	MB	29/01/2019

REV	DESCRIPTION	DRAWN	CHECKED	DATE
-----	-------------	-------	---------	------

CREATE
DESIGN + ARCHITECTURE
Wigglesworth House 69 Southwark Bridge Road London SE1 9HH
+44 207 021 0267 info@createdesign.org www.createdesign.org

CLIENT: CAPULET PROPERTIES LTD

PROJECT: PANDA HOUSE
BUILDING: A2
ADDRESS: E14 7HS

DRAWING NAME: ROOF PLAN

DRAWING SERIES: 0000-0199 PLANS

CDA REF: 189 SCALE(S): 1:100 ORIGINAL PAPER SIZE: A1

REVISION: REVISION DESCRIPTION: FOR PLANNING

PROJECT	ORGANIZATION	VOLUME	LEVEL	TYPE	ROLE	CLASS	NUMBER
189	- CDA	-	A2	-	07	- DR	- A - 05 - 0106